

November 2015

Youth Count Findings

118 surveys administered
53 valid surveys


64% of youth surveyed reported couch-surfing or staying with a friend the previous night



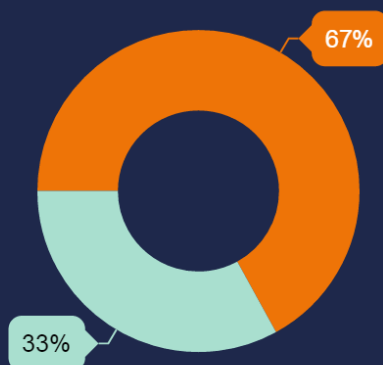
Demographics

5 respondents did not provide age, race or sexual orientation.

Under 18 (10%) 18 to 21 (56%) 22 to 24 (35%) African American (67%) Non-African American (33%)

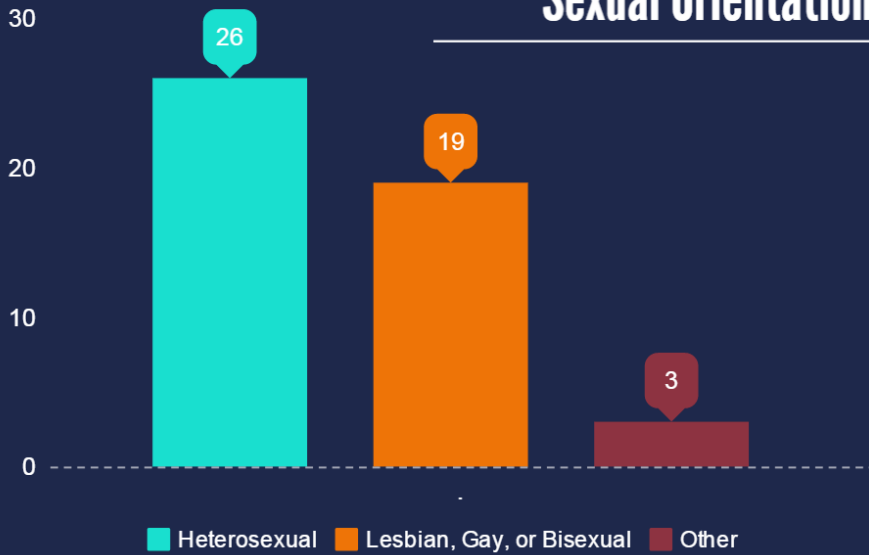


Age



Race

Sexual Orientation



Highlighted Statistics

7 respondents did not provide health, foster care, or employment information



43% had more than 4 shelter stays



80% indicated no drug abuse, and 85% indicated no alcohol abuse.



25.5% of youth were employed part or full time



44% of youth were in foster care

Each year, Philadelphia performs a Youth Point-in-Time Count of all homeless young people living on the streets, unsheltered, or in temporary shelter housing. The purpose is to estimate the size of the population in need of housing and critical life supports.

Led by Valley Youth House, a Coalition including Covenant House PA, YSI Youth Emergency Services, and other local youth service providers works to promote the Youth Count in the community and facilitate the event.



www.ValleyYouthHouse.org/YouthCount